

AdvancedMC™

AMC Push-Pull Ejectors



FEATURES

AMC front panels with Low Profile Handle

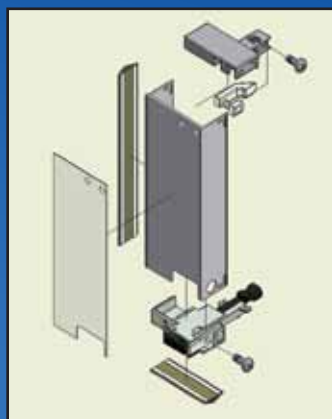

Mid and Full size options in both single and double heights

Custom sizes available upon request

Customize the panels with I/O cutouts and labeling (silkscreening or overlays)

Fabric over foam gasketing standard

Aluminum or Steel Front Panels



As shown in this series of photos, the push/pull handle is in the flush mode when engaged with the hot swap switch - and in fully extended mode for extraction from the chassis

XTech — The Front Panel Source

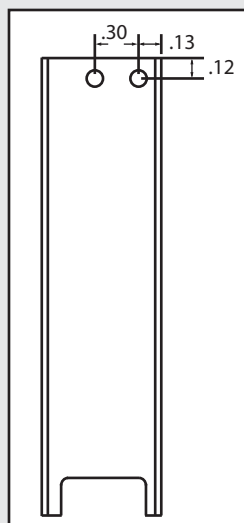


Photo	Description	Assembly Includes
	Midsize AMC with push pull handle; available in Single or Double Height	<ul style="list-style-type: none"> • Front Panel (Steel or Aluminum) <ul style="list-style-type: none"> • Steel - Passivate • Aluminum Extrusion - Chromate • Dual Light Pipe - Polycarbonate • Light Pipe Housing - Zinc-alloy with Electroless Nickel
	Fullsize AMC with push pull handle; available in Single or Double Height	<ul style="list-style-type: none"> • PCB Screws - Stainless Steel with Locking Patch • Hot Swap Latch Handle - Zinc-alloy and Stainless Steel with Powder Coated Handle • EMI Gaskets - Fabric over Foam

sales@xtech-outside.com
 358 North Street, Randolph, MA 02368
 www.XTech-Outside.com
 US Sales: 1-888-444-1644
 China Sales: 86-592-5765365

